

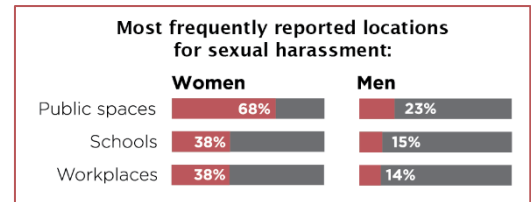
Measuring #MeToo

A National Study on Sexual Harassment and Assault

STREET HARASSMENT FACT SHEET - 2019

In the United States, 81% of women and 43% of men have experienced sexual harassment and/or assault in their lifetime.

Overall, compared with locations like workplaces, schools or residences, survey respondents who had experienced sexual harassment most often selected a public space like a street, store or restaurant as the location where it took place (68% of women and 23% of men). When you include mass transit and nightlife venues, that statistic for sexual harassment in all public spaces (or, street harassment) rises to **71% women and 28% men**.

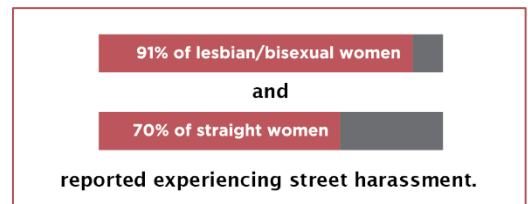


Lifetime Experiences of Sexual Harassment in a Public Space (Street Harassment)			
	Female	Male	Total
All Public Spaces	71%	28%	50%
A public space (like a street, park, beach, store, restaurant, mall, library, movie theater, museum, swimming pool, gym)	68%	23%	46%
Nightlife venue (like a concert, bar, or club)	37%	12%	25%
Mass transportation (bus, subway, metro, train, or airplane)	25%	10%	18%
Taxi or ride-sharing service driven by someone you didn't know	4%	4%	4%

Some demographics were more likely than others to say they had experienced street harassment at least once in their lifetime. This was true at a statistically significant level for lesbian, gay and bisexual people of all genders, for many men of color, and for women living in metropolitan areas.

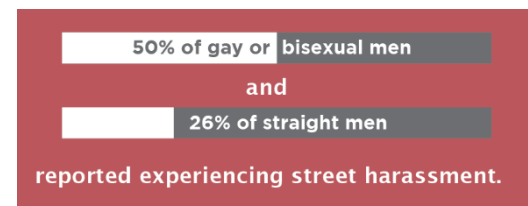
Sexual Orientation:

- 91% of lesbian or bisexual women versus 70% of straight women.
- 50% of gay or bisexual men versus 26% of straight men.



Race:

- 41% of Black men and 38% of mixed-race or men of other race versus 29% of Hispanic men and 24% of white men.



Region:

- 73% of women residing in metropolitan areas versus 52% of women residing in non-metropolitan areas.

On behalf of UCSD Center on Gender Equity and Health, Stop Street Harassment, CALCASA, Promundo and RALIANCE, NORC at the University of Chicago surveyed a representative national sample of 2,219 adults between February to March 2019. The survey entailed nine questions about people's lifetime experiences with sexual harassment and assault. This factsheet covers the findings relating to street harassment. Visit www.StopStreetHarassment.org to see the full report.